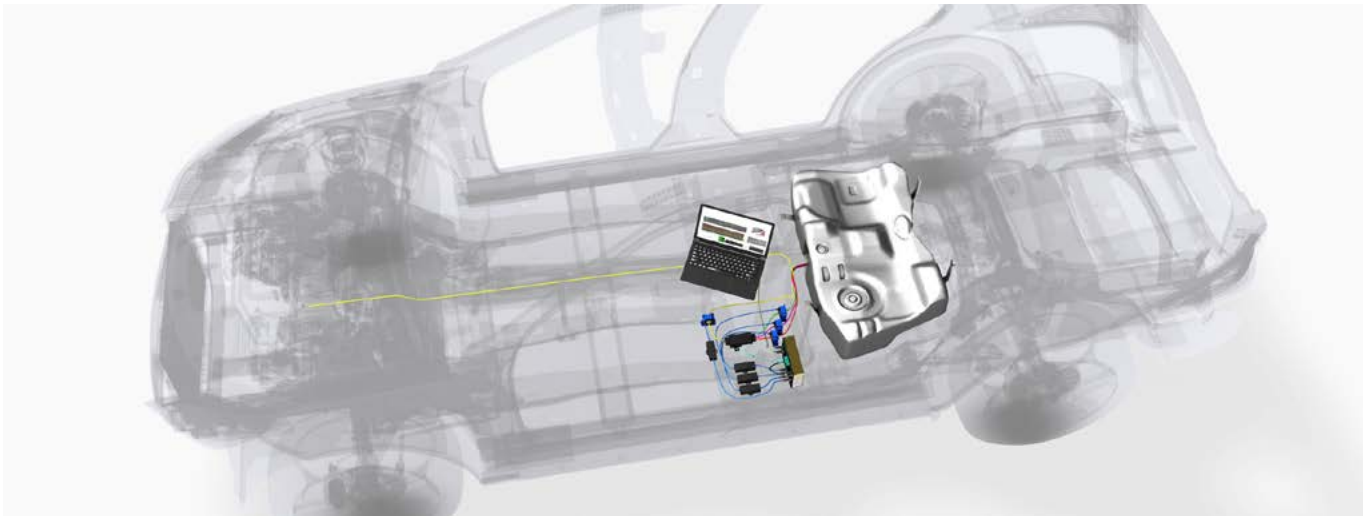



Fast Measurement Technology

Measurement Technology for the Analysis of Highly Dynamic Currents


To keep down fuel consumption rates, the fuel supply system must be regulated to match the fuel demand. Current flows at the electronic control unit (ECU) for the fuel pump are recorded over an extended period of time to find out whether its fuse is correctly rated or not.



The Background


 The on-board diesel fuel pump is powered by three-phase AC. The fuel pump is controlled by an ECU applying a pulse-width modulated signal (PWM signal) with a fundamental frequency of 16 kHz. Depending on the operating mode, currents of up to 25 A can flow through the PWM output. Under certain conditions (especially with cold temperatures in winter), the fuse can be triggered. The actual current flows at the input and output of the control unit must be measured in order to check if the control unit fuse rating is too low. Hence, test drives should be carried out in different operational scenarios and under different climatic conditions.

The Challenge

 The power required for the fuel pump depends, among others, on the viscosity of the diesel fuel used. Not only do different fuel grades and compositions impact the flow characteristics of the fuel, but the environmental and fuel temperatures also have an effect. This means that the rise in temperatures in summer thins out the fuel, the resistance decreases and the pump rotates faster. Diesel fuel gelling in winter has a much greater effect: paraffin wax particles flocculate in the fuel and settle on the fuel filter. The fuel pump must draw more power to pump the same quantity of fuel.

The challenge is to determine under what conditions the fuse will blow. Given that this rarely happens, it is difficult to reproduce the fault. It is the characteristic of the PWM signal that poses a particular challenge for the measurement system. To precisely establish the real current flows (including spikes), it is advisable to oversample with sampling frequencies in the triple-digit kHz range. The inputs must be scanned synchronously to one another and synchronized with the control unit's data as well.

The CSM Measurement Solution

 The data acquisition task described above can be accomplished by using an AD4 OG1000 measurement module in combination with four LEM LF210-S/SP3 sensor packages. The Hall-effect-based current sensor in the sensor package offers high accuracy at rated currents of max. 100 A RMS. The 100 kHz threshold frequency for the signal is more than sufficient for the PWM signal to be monitored. Current spikes can thus also be scanned and recorded. The ECU for the fuel pump is installed underneath the driver's seat and is easily accessible. The four LEM sensor packages are connected to the measurement module AD4 OG1000 and respectively scan one of the three phases as well as the power supply line to the control unit.

The connected module offers an effective measurement range matching the LEM sensor packages, measurement data rates of up to 1 MHz and it ensures precise synchronization ($\leq 1 \mu\text{s}$) of all channels via Distributed Clocks functionality. It transmits the synchronized data to a CSM protocol converter XCP-Gateway +CAN to which a TH16 pro temperature measurement module is connected.

The temperature inside the car is measured by this module as well as the surface temperature of the control unit at various test points. All data is then passed to an ETAS interface ES595.1 that records controller data (currents, fuel tank level, etc.) and transmits it to the master PC. On this PC, ETAS INCA runs in conjunction with the CSM INCA AddOn ETH.




Fig. 1: The LEM sensor packages monitor the three phases of the control unit (green, magenta, red) and the supply line (yellow).

Very successful test drives were carried out with the measurement system during the summer trials in Spain. The system will also be tested in the winter trials in Sweden, as the customer is very happy with the results:

>>The measurement devices do everything I expected of them. <<

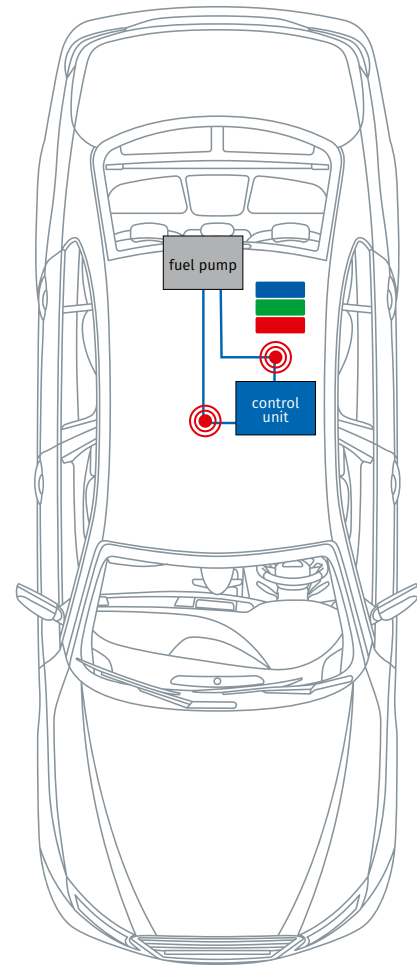
How our Customers Benefit



The described setup with CSM's fast EtherCAT®-based CSM measurement technology is fully compatible with CAN-based measurement systems thanks to the XCP-Gateway +CAN. The customer was thus able to integrate his temperature measurement module smoothly into the measurement chain; he benefits immensely from the combination of fast and slow measurement systems. Recording data quasi synchronously with other control units in INCA made a great impression as well. The entire measurement system is connected to the master PC (Laptop) with only a single cable, which means no additional tangled cables.

The measurement modules can be configured easily and put in operation via the CSM INCA AddOn ETH. This initial setup can be carried out even by inexperienced personnel. During testing it is crucial that the measurement equipment is reliable and works trouble-free. CSM measurement technology ticks all the boxes in this regard, as the customer testifies:

*>> It couldn't be easier.
I was able to focus on my work
and I didn't have to worry about
the measurement system!<<*



- ⊙ Test points for sensor packages
- ECAT AD measurement module
- CAN TH measurement module
- XCP-Gateway protocol converter

Featured Products

HV AD4 ECAT MM Series

Especially designed for the high-voltage environment, the HV AD4 ECAT MM Series measurement modules with 4 analog inputs provide safety when measuring analog voltages. The MiniModules are ideally suited for use in the field of E-Mobility, e.g. in the engine compartment and on test benches. With 1 MHz measurement data rate per channel, even very fast analog signals are measured.



XCP-Gateway Series

The protocol converters of the XCP-Gateway Series were specially developed for CSM EtherCAT® measurement modules and for measurement tasks with many measurement channels and high measurement data rates. The XCP-Gateway is available in "Basic" and "pro" versions. The latter has two CAN interfaces via which CAN-based CSM measurement modules can be connected and integrated into the XCP-on-Ethernet measurement data protocol. In the "pro" version, temperature data from the HV Breakout Modules can also be transferred directly via EtherCAT®.




THMM 16 pro

THMM 16 pro enables precise decentralized temperature measurements with K, J or T type thermocouples. Thanks to its low temperature drift, it delivers very accurate measurement results over the entire operating temperature range.



LEM Sensor Packages

The LEM Sensor Packages allow fast and synchronous current measurements. Highly dynamic current measurements (e.g., on all three phases on the inverter, as well) with a threshold frequency of up to 200 kHz in a measurement range of up to $\pm 1,250$ A can be carried out with this Sensor Package along with the EtherCAT®-based measurement modules of the AD4 ECAT Series.



CSM provides you with comprehensive complete packages consisting of measuring modules, sensors, connecting cables and software - customized to your individual needs.

Further information on our products are available on our website at www.csmproductsinc.com or via e-mail info@csmproductsinc.com.



CSM GmbH Headquarter (Germany)

Raiffeisenstraße 36 • 70794 Filderstadt

☎ +49 711-77 96 40 ✉ sales@csm.de

CSM Office Southern Europe (France, Italy)

Site d'Archamps

178, rue des Frères Lumière • Immeuble Alliance – Entrée A

74160 Archamps France

☎ +33 450-95 86 44 ✉ info@csm-produits.fr

CSM Products, Inc. USA (USA, Canada, Mexico)

1920 Opdyke Court, Suite 200 • Auburn Hills, MI 48326

☎ +1 248 836-4995 ✉ sales@csmproductsinc.com

CSM (ROW)

Vector Informatik (China, Japan, Korea, India, Great Britain)

ECM AB (Sweden)

DATRON-TECHNOLOGY (Slovakia, Czech Republic)

Our partners guarantee you worldwide availability.

Feel free to contact us.