



HV AD4 ECAT TBM Series

Type XW1000 | OW1000



Key features



- ▶ 4 analog inputs with reinforced insulation, galvanically isolated
- ▶ Measurement data rate up to 1 MHz per channel
- ▶ Measurement range adjustable per channel
 - ▶ Type XW: up to $\pm 1,000$ V (extended up to $\pm 2,000$ V)
 - ▶ Type OW: up to ± 90 V
- ▶ Precise synchronization (modules & channels), important for calculation of electrical power, etc.

Product description

The HV AD4 ECAT TBM series is equipped with four analog measurement inputs and has been specifically designed for measuring analog voltages (type OW) and high voltages (type XW) in high-voltage environments.

Designed as a slide-in unit for 19-inch racks, these modules are excellently suited for test bench applications. They are also applicable for mobile use in all types of vehicles and can, for example, be mounted in the trunk of a car.

The HV AD4 ECAT measurement modules feature a maximum measurement data rate of 1 MHz per channel and can be used for the measurement of very fast analog signals.

Shipping content

- ▶ Measurement module HV AD4 XW1000 | OW1000
- ▶ Configuration software CSMconfig
- ▶ Documentation
- ▶ Device Description File (*.xml)
- ▶ Calibration certificate
- ▶ HV isolation test certificate

Maintenance



- ▶ HV isolation test at least every 12 months, see EN 61010 for scope of testing
- ▶ Calibration every 12 months recommended


Accessories

- ▶ See datasheet "ECAT Accessories"



Technical data

Type designation	HV AD4 XW1000	HV AD4 OW1000
		
Measurement inputs	4 analog inputs	
Measurement ranges	±100, ±200, ±500, ±1,000 V	±5, ±10, ±20, ±45, ±90 V
Extended	(±2,000 V) ¹⁾	—
Internal resolution	16 bit	
Internal sampling rate per ch.	1,000 kHz	
Measurement data rate/ send rate per channel ²⁾	1, 2, 5, 10, 20, 50, 100, 200, 500, 1,000 kHz	
HW input filter	9th order Butterworth filter, threshold frequency approx. 360 kHz	
SW input filter	switchable 6th order Butterworth filter, threshold frequency automatically adjusted to measurement data rate, alternatively adjustable per channel	
Input impedance	approx. 9 MΩ / approx. 20 pF	approx. 900 kΩ / approx. 100 pF
Channel-specific comments	free text consisting of up to 100 characters per channel	
Measurement deviation³⁾		
Gain error at 25 °C	max. ±0.05 % of measured value	
Offset and scaling error	max. ±0.02 % of range	
Gain drift	max. ±20 ppm/K of measured value	max. ±10 ppm/K of measured value
Zero drift	max. ±10 ppm/K of range	
Fields of application⁴⁾	for measurements in HV environments ⁵⁾ for details see the following document that is also applicable: “Technical Information: Fields of Application for CSM HV Measurement Modules”.	
Measurement voltages (unipolar & bipolar)	up to 1,000 V peak	up to 90 V peak for working voltages ⁵⁾ up to 1,000 V DC
Isolation test⁴⁾		
Type approval test	by external accredited test laboratory ⁵⁾	
Routine test	test voltage ⁵⁾ 3,100 V DC, isolation test is to be performed at least every 12 months	
EtherCAT® interface	Ethernet 100 Base-TX, 100 Mbit/s, EtherCAT® slave controller, synchronization via Distributed Clocks or Sync Manager 3	
Configuration	with configuration software CSMconfig via XCP-Gateway or EtherCAT® master software via CANopen over EtherCAT® (CoE), settings and configurations stored in the device	
LED indicators		
ECAT	Status / Link Activity IN / Link Activity OUT	
Measurement channels	configuration / operation	

Type designation	HV AD4 XW1000	HV AD4 OW1000
Power supply		
Minimum	6 V DC (-10 %)	
Maximum	30 V DC (+10 %)	
Power consumption	typ. 3.5 W	
Housing	aluminum with HV designation on the front-side (RAL 2003)	
Protection class	IP65	
Ground connection	M6 threaded hole	
Weight	approx. 700 g	
Dimensions (w × h × d)	12 HP (approx. 61 mm) 3 U (approx. 129 mm) 134 mm (+ 25 mm protective bracket)	
Connectors		
EtherCAT® IN	LEMO 1B, 8-pole, code L	
EtherCAT® OUT	LEMO 1B, 8-pole, code A	
Signal inputs	LEMO Redel 2P, 8-pole, code D (grey/red)	LEMO Redel 2P, 8-pole, code B (grey/black)
Operating and storage conditions		
Operating temperature range	-40 °C to +85 °C	
Relative humidity	5 % to 95 % (non-condensing)	
Operating altitude	max. 5,000 m above sea level	
Pollution degree	3	
Storage temperature	-40 °C to +85 °C	
Conformity		
Device safety	EN 61010-1:2010	
Part numbers	ART1081300	ART1081401

¹ The measurement ranges of the analog inputs are dimensioned for ±2,000 V for acquiring transient overvoltages.

² All measurement data rates are configurable via XCP-Gateway. When configuring via a standard EtherCAT® master, a maximum measurement data rate of 10 kHz/channel is supported.

³ Further information can be found in the Technical Information document on the subject of "Deviation of Measurement".

⁴ Please also read the CSM document "Safety Instructions HV AD4 ECAT TBM"

⁵ According to EN 61010-1:2010



CSM Products, Inc.

1920 Opdyke Court, Suite 200 • Auburn Hills, MI 48326 • USA
Phone: +1 (248) 836-4995 • Fax: +1 (248) 836-4997
info@csmproductsinc.com • www.csmproductsinc.com

Our company is certified.



To product page
at www.csm.de



EtherCAT® is registered trademark and patented technology,
licensed by Beckhoff Automation GmbH, Germany.
All trademarks mentioned are property of their respective owners.
This document is subject to change without notice.

Copyright © 2019 CSM Computer-Systeme-Messtechnik GmbH

HV_AD4_ECATCHM_DS_0100_ENU

December 12, 2019