




K910

SC, R2P 8p, open

Connection cable between an HV analog measurement module and four sensors with measurement voltages up to 1,000 V



Description

Connection cable between an HV analog measurement module and four sensors (without sensor supply). Shielding per channel for suppressing interferences.

Each cable was subject to an isolation test according to EN 61010-1:2010 before delivery.

Technical data


Diameter	7.4 mm
Strip lengths	
Outer sheath	122 mm
Wire jacket	22 mm
Open cable end	2 mm (tinned)
Operating temperature range	-40 °C to +125 °C, pressure resistance until about +80 °C


Connectors

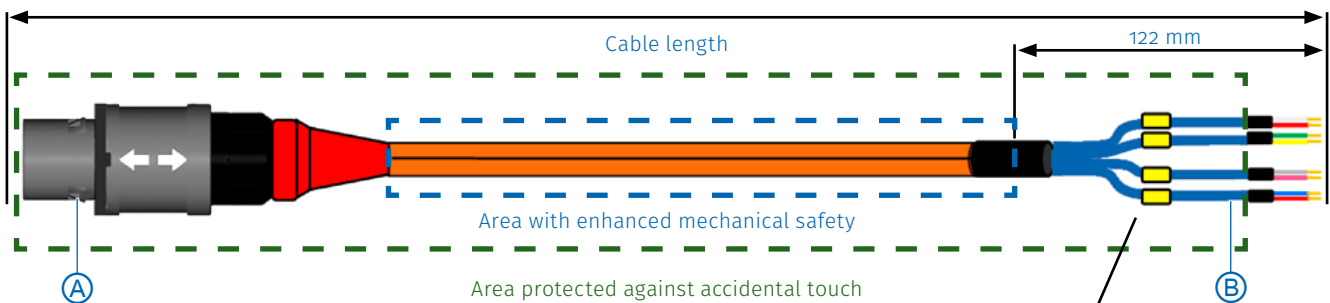
A Plug LEMO Redel 2P 8-pole code D
B 4 × open cable end, 2 wires + shield each

Variants

Article number	Cable number	Length
ART1423700	K910-0200	2 m
ART1423701	K910-0300	3 m

NOTE!	
	<p>Since cables are often exposed to chafing on bodywork parts, this cable disposes over a multi-stage safety concept.</p> <ul style="list-style-type: none"> ▶ The orange outer sheath provides high mechanical and electrical safety. ▶ If the underlying blue intermediate sheath becomes visible, this indicates that the cable is no longer mechanically safe. The operational safety is put at risk upon further mechanical stress. ▶ The inner blue wire jackets still belong to the area protected against accidental touch. However, their mechanical robustness is limited.

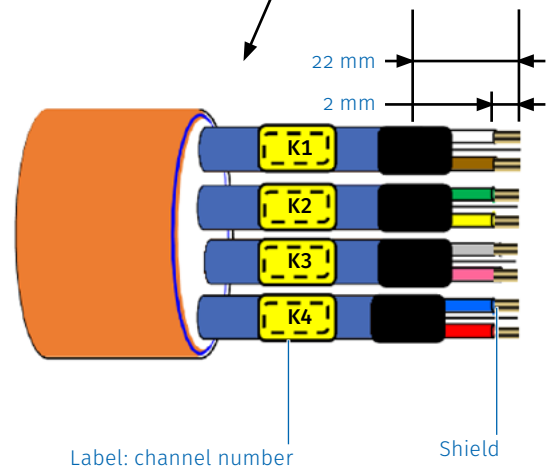
WARNING!	
	<p>The open cable end is not protected against accidental touch. Touching the open cable end or a damaged cable sheath bears the risk of life-threatening electrical shocks.</p> <ul style="list-style-type: none"> ☞ Do not touch cable end and damaged cable. <p>If the cable is spliced after the multi-connector, the blue pair sheaths become visible.</p> <ul style="list-style-type: none"> ☞ Mark the individual cables with an HV designation.



Pinning

Connector A		Cable end B	
Pin	Signal	Wire Color	
1	K1 +	white	
n.c.*	K1 _{Shield}	—	
2	K1 -	brown	
3	K2 +	green	
n.c.*	K2 _{Shield}	—	
4	K2 -	yellow	
5	K3 +	grey	
n.c.*	K3 _{Shield}	—	
6	K3 -	pink	
7	K4 +	blue	
n.c.*	K4 _{Shield}	—	
8	K4 -	red	

* not connected



CSM Products, Inc.

1920 Opdyke Court, Suite 200 • Auburn Hills, MI 48326 • USA
 Phone: +1 (248) 836-4995 • Fax: +1 (248) 836-4997
 info@csmproductsinc.com • www.csmproductsinc.com

All trademarks mentioned are property of their respective owners. This document is subject to change without notice.

Copyright © 2017 CSM Computer-Systeme-Messtechnik GmbH

K910-xxxx_DS_0100_ENU

October 27, 2017 Page 2/2